



For Lease

Horsley Logistics Park

3 Johnston Crescent, Horsley Park, NSW 2175

Industrial Available now

9,118 - 36,522 sqm













About

In Sydney's prime logistics precinct, Horsley Logistics Park is strategically situated within close reach of Western Sydney's future airport and rapidly growing population.

Sydney's M7 motorway flanks Horsley Park and has convenient access to the M7 and M4 interchange, a key logistics route. The 20.8 ha precinct encompassing Horsley Park, Erskine Park, and Eastern Creek offers an increasingly rare opportunity to occupy brand-new, A-grade industrial and logistics facilities in one of Sydney's most sought-after markets.

Planning approvals are in place, and construction has commenced onsite.








Amenities

-  On-site parking
-  Nearby shopping precincts
-  Bicycle storage
-  EOT facilities
-  ESFR sprinklered warehouse
-  Supermarkets
-  On-site café
-  Nearby childcare centre
-  Public transport access
-  Green space access
-  NBN connection
-  Shopping Centres

ESG Credentials

- Targeting 5-star Green Star Buildings v1 rating

Sustainability

-  Water efficient fitting
-  LED lighting
-  Energy consumption tracking
-  Solar PV arrays
-  Rainwater recycling
-  EV charging station
-  Solar embedded network

Availability

3 Johnston Crescent

	Lettable Warehouse Area (sqm)	Availability
Unit A1	9,118sqm	Available Now
Unit A2	11,663sqm	Available Now
Unit B	18,261sqm	Available Now
Unit C	18,261sqm	Available Now