




For Lease

13 Boundary Road

13 Boundary Road, Northmead, NSW 2152







Industrial Available now

 274 sqm

About

13 Boundary Road is located in the established industrial precinct of Northmead, within close proximity to James Ruse Drive and the M2 Motorway. Industrial units provide modern office and showroom accommodation along with a high clearance of warehousing of up to 7.9m.

Amenities

-  Nearby shopping precincts
-  Nearby parking
-  NBN connection
-  On-site parking
-  Nearby café
-  Nearby gym

Sustainability

-  LED lighting

Availability

Unit Name	Unit Type	Lettable Area (sqm)	Availability
Warehouse 07	Warehouse	274 sqm	Available now